

Class10 Parents' interaction with the Principal



Welcome Parents

CBSE Registration



- CBSE registration will be done towards the end of September
- Students must keep their Aadhaar number ready.
- Keep the basic details of your child updated on school website.

Work ahead – Important dates



- Block teaching during zero period from 1st October to 22nd October . Please don't miss classes.
- In the month of December there will be orientation for all subjects as to how to take the board examination.

The work ahead - Exams



- One more round of UT and Practice Test in December.
- December end we will have Pre board practicals

The work ahead – Assessments



- **Term 1 , Term 2 and Pre Board Examination:**
80 marks each
- **Internal Assessment** (one in each term): 20 marks (A+B+C)

A. 1.**Periodic Test:** 5 Marks

2.**Multiple Assessment:** 5 marks

Usage of multiple and diverse techniques to assess learners viz. observation, oral tests, individual or group work, class discussion, field-work, concept maps, graphic organizers, visual representation etc.

B. **Portfolio (Notebook/Journal):** 5 marks

C. **Subject Enrichment Activity :** 5 marks

- **Languages :** Speaking and Listening Skills
- **Science :** Practical Lab work
- **Mathematics :** Maths Lab Practical
- **Social Science:** Map Work and Project Work

Two levels of Maths:



THE CIVIL SERVICES SCHOOL

Two levels of Examination will be held in the subject of Mathematics in the Board examination for Class X in the year 2020 and the same shall not be applicable to the internal assessment in class X.

- First level would be the same as the existing one- **Standard level**, and the other would be an easier level- **Basic level**.
- The Standard level will be meant for **students who wish to opt for Mathematics at Sr. Secondary level** and the Basic level would be for students not keen to pursue Mathematics at higher levels.
- A student will have the **right to choose** between the two levels of Examination only till the time of registration.

Two levels of maths:

CBSE link for two-levels of mathematics in
Grade 10:

http://cbse.nic.in/newsite/circulars/2019/03_Circular_2019.pdf

The work ahead - Attendance



Standard Operating Procedures for dealing with case of
SHORTAGE of ATTENDANCE

<http://cbse.nic.in/newsite/attach/SOP's%20for%20Condonationof%20Shortage%20of%20Attendance.pdf>

Google Classroom

- All the information regarding the board examination will be put in the google classroom
- The marking scheme will be shared by the teachers through the google classroom.
- The internal calendar will be shared in the same for the parents to know the important dates and hence ensuring the presence of the students in class.
- Ensure that you receive Guardian Summary. If you are not receiving as yet then give your email id to the class teacher.


CHALLENGES FACED BY ADOLESCENTS

- Self Esteem
- Body Image
- Peer Influence
- Substance Abuse
- Cyber addiction
- Study Pressure
- Relationship Issues
- **SUBJECT / CAREER DECISION MAKING PROCESS**
- **CLASS X BOARD EXAMS**



HOW MANY OF YOU ARE WORRIED
ABOUT BOARD EXAMS IN THE
SESSION 2019 - 20?





**A butterfly has to break
out of its cocoon and a bird
has to tear and claw its
way out of the shell. They
don't get to the next stage
of their lives passively.
And unfortunately,
neither do adolescents.**

—James Lehman

EmpoweringParents.com



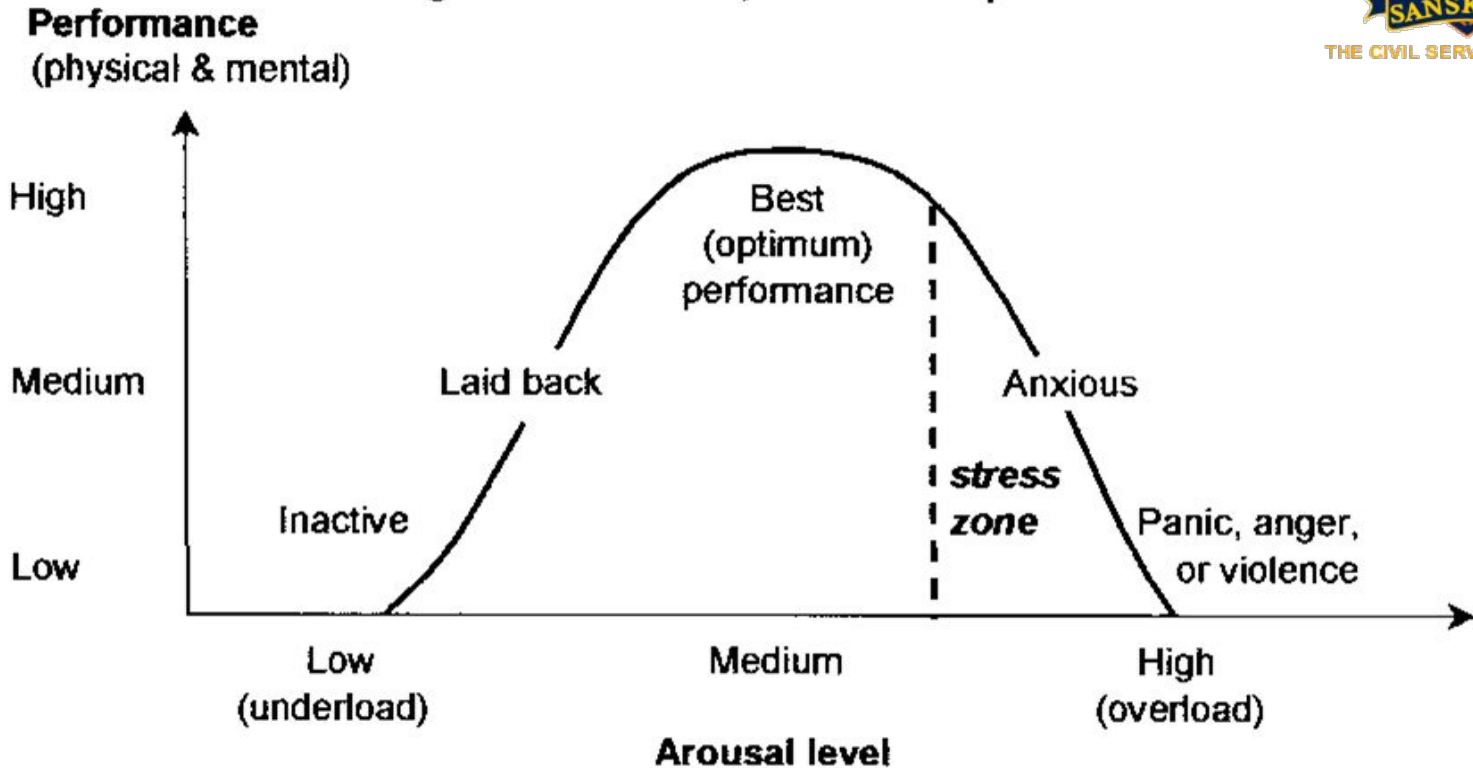
**Students need to work hard with a
SMART APPROACH**

**They need support from SCHOOL
and FAMILY.**

ANXIETY AND PERFORMANCE



THE CIVIL SERVICES SCHOOL





WHEN TO STUDY
HOW TO STUDY
WHERE TO STUDY

WHEN TO STUDY

- Regular studies
- Body Clock
- Learning new concepts
- Revising concepts



WHERE TO STUDY

- Study Table
- Keep changing place of study
- Minimum distractions
- Comfortable
- Well Lit
- Proper ventilation

HOW TO STUDY

- **Goal Setting**
 - **Difference between Revision and Relearning**
 - **TRAIN YOUR BRAIN**
 - **How to Practice Writing Skills**
 - **Look at Previous Question Papers**

IMPORTANCE OF GOAL SETTING



SMART GOALS

MONDAY	TUESDAY	WEDNESDAY	THURSDAY	FRIDAY	SATURDAY	SUNDAY

Create S.M.A.R.T. Goals

TOTAL NUMBER OF CHAPTERS 60

NO. OF DAYS 30

TWO CHAPTERS PER DAY



HOW TO STUDY

- Flow Charts of Key Words
- How to Learn “differences”
- **USE HIGHLIGHTER**
- **USE POST IT**
- **KNOW YOUR LEARNING STYLE**

REMEMBER

- **FIRST LETTER TECHNIQUE**
- **METHOD OF LOCI**
- **COLLABORATIVE LEARNING/PEER
LEARNING**



WHAT IS LEARNING STYLE?



Technically, an individual's learning style refers to the preferential way in which the student absorbs, processes, comprehends and retains information.



Visual

- Visual learners prefer the use of images, maps, and graphic organizers to access and understand new information.

Auditory

- Auditory learners best understand new content through listening and speaking in situations such as lectures and group discussions. Aural learners use repetition as a study technique and benefit from the use of mnemonic devices.



Read & Write

- Students with a strong reading/writing preference learn best through words. These students may present themselves as copious note takers or avid readers, and are able to translate abstract concepts into words and essays.

Kinesthetic

- Students who are kinesthetic learners best understand information through tactile representations of information. These students are hands-on learners and learn best through figuring things out by hand (i.e. understanding how a clock works by putting one together.)

ROLE OF PARENTS

- Just Be with your child
- Talk as well as LISTEN
- Be normal
- Discuss other things also in family apart from exams



- **Help them in organizing things**
- **Be thankful to God if they look relax**
- **Give them HEALTHY FOOD**

- **Do not motivate your child by giving examples of elder sibling or Mr Mehra's child**
- **Look at your child as a unique individual and not somebody who is going fulfill your ambition**

- Discussion of goals and aspirations always inspire them
- Focus on both long term and short term goals
- Envision the future of child along with him/her

- **Be careful of messages that you are giving to your child**
- **Don't suffocate your child with rules instead help him to plan**
- **It's important to enjoy the process and path of achieving the success**





“

Behind every young child who believes
in himself is a parent who believed
first.

